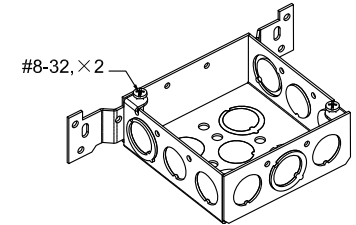
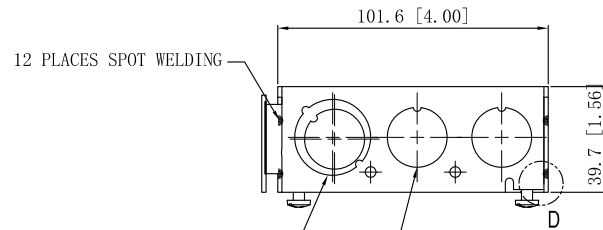


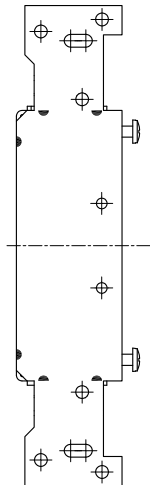
SIDES	BOTTOM
6 1/2" KNOCKOUTS	3 1/2" KNOCKOUTS
3 1/2"-3/4" MOON KNOCKOUTS	2 1/2"-3/4" MOON KNOCKOUTS
2 PCS 8-32×1/2 Screws Installed	
Material: Steel-0.0625"-G60 Galvanized	



2 1/2"-3/4" MOON KNOCKOUTS $\phi=22.5[\phi=0.89]$
 $\phi=28.5[\phi=1.12]$ MIRROR

4 1/2" KNOCKOUTS $\phi=22.5[\phi=0.89]$
 MIRROR

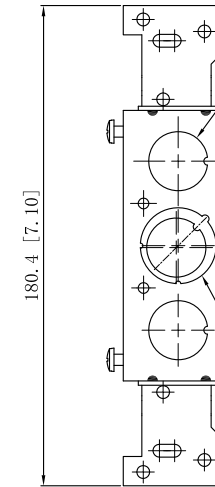
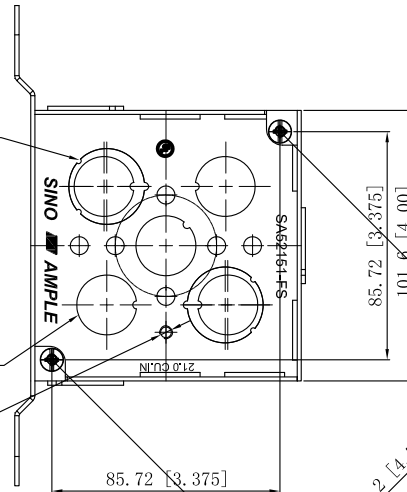
2 1/2" KNOCKOUTS $\phi=22.50[\phi=0.886]$



2 1/2"-3/4" MOON KNOCKOUTS $\phi=22.50[\phi=0.886]$
 $\phi=28.50[\phi=1.122]$

3 1/2" KNOCKOUTS $\phi=22.50[\phi=0.886]$

#10-32 UNF



1/2"-3/4" MOON KNOCKOUTS $\phi=22.50[\phi=0.886]$
 $\phi=28.50[\phi=1.122]$

DESCRIPTION
TRADE REFERENCE TERMS

This data sheet is for reference only .SINO AMPLE reserves the right to make changes to the design without prior notice.

STANDARD PACKING	ZHUJI SINO AMPLE METAL PRODUCTS CO., LTD.		
25 PCS	TITLE 4" SQ. BRACKET BOXES (1-1/2" DEEP)		
	SIZE A4	DWG NO. SA52151-FS	REV A
	DATA SHEET		