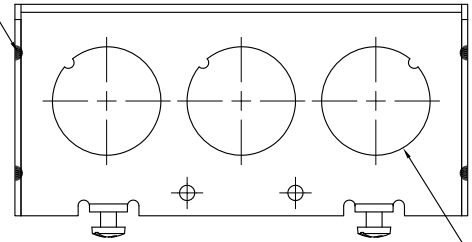
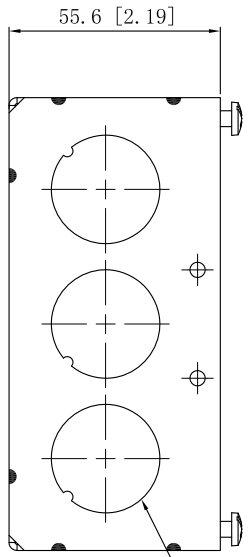


SIDES	BOTTOM
12 3/4" KNOCKOUTS	1 1/2" KNOCKOUTS
	3 1/2"-3/4" MOON KNOCKOUTS
	1 Ground Hump
2 PCS 8-32X1/2 Screws Installed	
Material: Steel-0.0625"-G60 Galvanized	

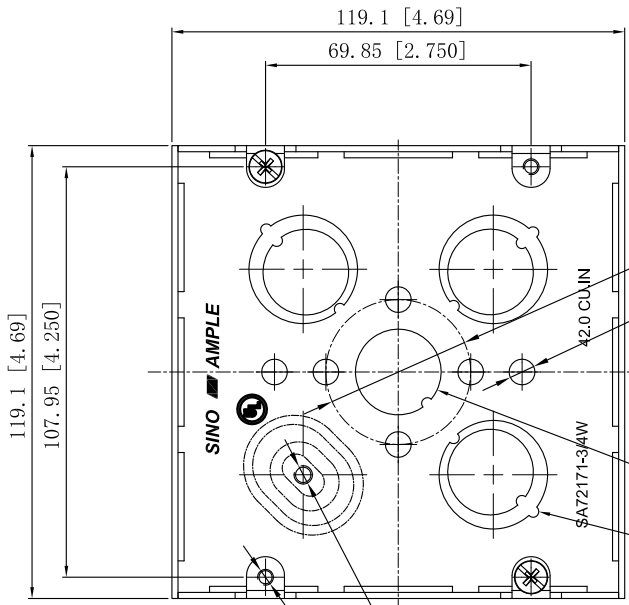
12 PLACES SPOT WELDING



6 3/4" KNOCKOUTS  $\phi=28.5$  [ $\phi=1.122$ ]



6 3/4" KNOCKOUTS  $\phi=28.5$  [ $\phi=1.122$ ]



$\phi 38.1$  [ $\phi 1.50$ ]

6- $\phi 6.75$  [ $\phi 0.266$ ] HOLE

1/2" KNOCKOUTS  $\phi=22.5$  [ $\phi=0.886$ ]

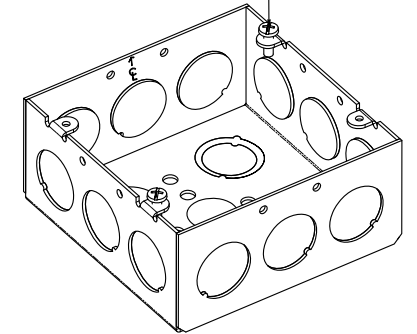
3 1/2"-3/4" MOON KNOCKOUTS  $\phi=22.50$  [ $\phi=0.886$ ]

$\phi=28.50$  [ $\phi=1.122$ ]

#10-32 UNF

4-#8-32 UNC HOLE

#8-32, X2  
[SEE NOTE 5]



This data sheet is for reference only. SINO AMPLE reserves the right to make changes to the design without prior notice.

DESCRIPTION
TRADE REFERENCE TERMS

STANDARD PACKING	ZHUJI SINO AMPLE METAL PRODUCTS CO., LTD.		
	TITLE	4-11/16" SQUARE EXTENSION RINGS 2-1/8" DEEP	
25 PCS	SIZE	DWG NO.	REV
	A4	SA72171-3/4W	A
DATA SHEET			