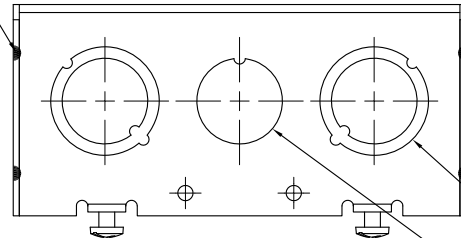
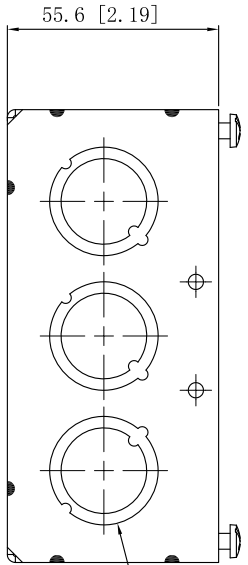


SIDES	BOTTOM
2 1/2" KNOCKOUTS	1 1/2" KNOCKOUTS
10 1/2"-3/4" KNOCKOUTS	3 1/2"-3/4"MOON KNOCKOUTS
	1 Ground Hump
2 PCS 8-32X1/2 Screws Installed	
Material:Steel-0.0625"-G60 Galvanized	

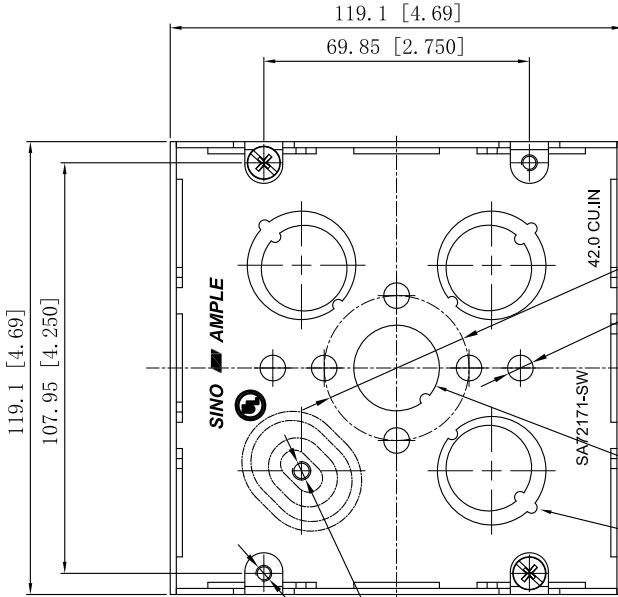
12 PLACES SPOT WELDING



4 1/2"-3/4"MOON KNOCKOUTS  $\phi=22.5[\phi=0.886]$   
 $\phi=28.5[\phi=1.122]$   
 2 1/2"KNOCKOUTS  $\phi=22.5[\phi=0.886]$

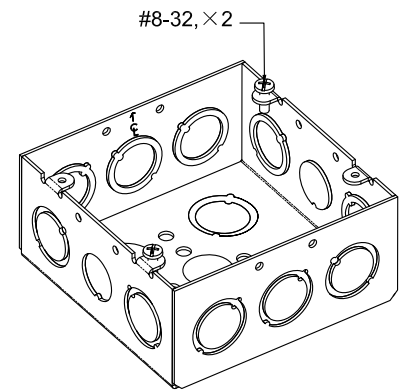


6 1/2"-3/4"MOON KNOCKOUTS  $\phi=22.5[\phi=0.886]$   
 $\phi=28.5[\phi=1.122]$



$\phi 38.1 [\phi 1.50]$   
 6- $\phi 6.75 [\phi 0.266]$  HOLE

1/2" KNOCKOUTS  $\phi=22.5[\phi=0.886]$   
 3 1/2"-3/4"MOON KNOCKOUTS  $\phi=22.50[\phi=0.886]$   
 $\phi=28.50[\phi=1.122]$



#8-32, X 2

#10-32 UNF  
 4-#8-32 UNC HOLE

This data sheet is for reference only. SINO AMPLE reserves the right to make changes to the design without prior notice.

DESCRIPTION
TRADE REFERENCE TERMS

STANDARD PACKING	ZHUJI SINO AMPLE METAL PRODUCTS CO., LTD.		
25 PCS	TITLE 4-11/16" SQUARE EXTENSION RINGS 2-1/8" DEEP		
	SIZE A4	DWG NO. SA72171-SW	REV A
	DATA SHEET		