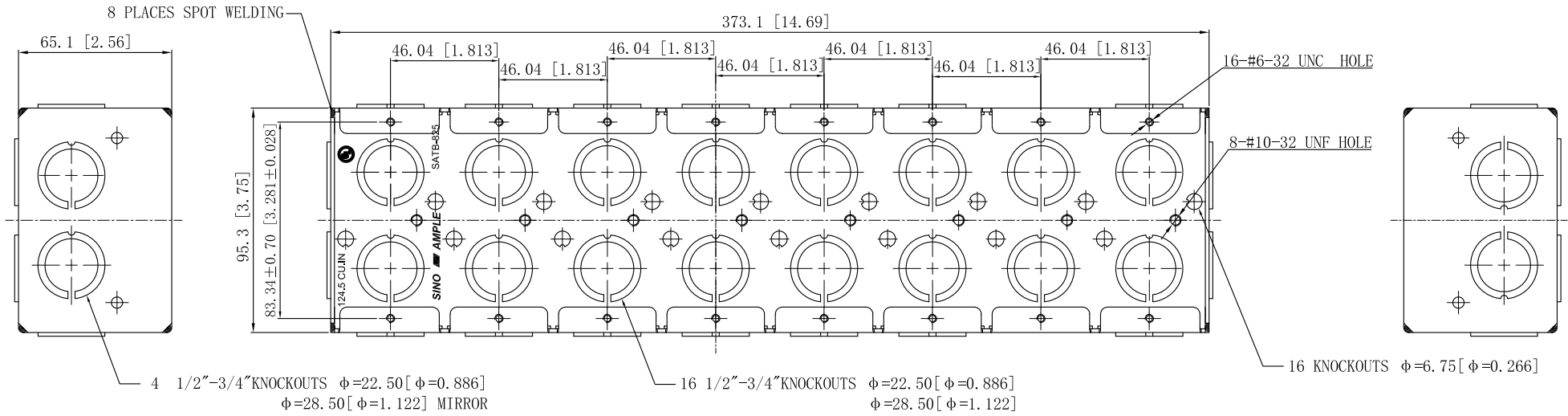
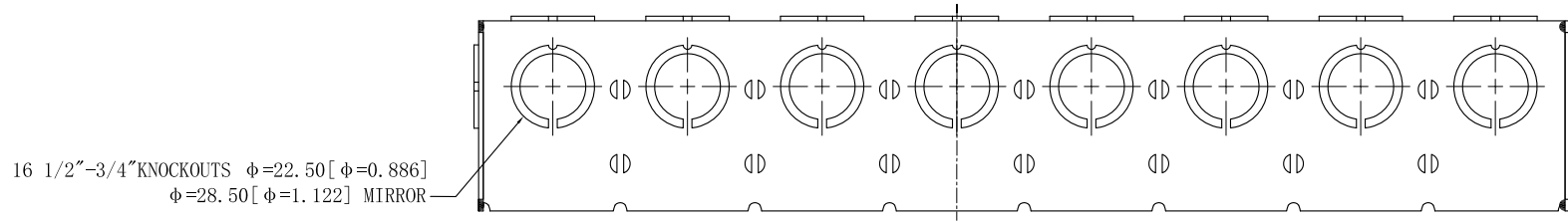
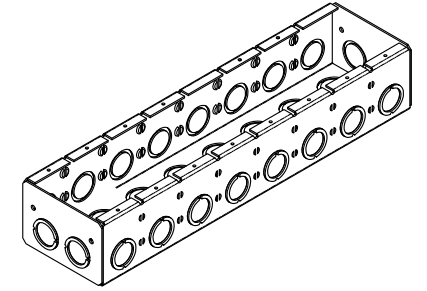


SIDES	BOTTOM
20 1/2"-3/4" MOON KNOCKOUTS	16 KNOCKOUTS
	16 1/2"-3/4" MOON KNOCKOUTS
Material:Steel-0.0625"-G60 Galvanized	



DESCRIPTION
TRADE REFERENCE TERMS

This data sheet is for reference only .SINO AMPLE reserves the right to make changes to the design without prior notice.

STANDARD PACKING	ZHUJI SINO AMPLE METAL PRODUCTS CO., LTD.		
	TITLE SOLID MASONRY BOX 2-1/2" DEEP		
1 PCS	SIZE	DWG NO.	REV
	A4	SATB-825	A
DATA SHEET			